



MONOBLOC BOREHOLE PUMPS

PolyPump Ltd

Providing your pumping solutions
sales@polypump.co.uk
01296 488 294

E5MX

Poles 2 50 Hz



EASYWELL
PUMPS & MOTORS

ISO 9001
ISO 14001
ISO 45001

BUREAU VERITAS
Certification



BY caprari

GENERAL NOTES

E5MX monobloc borehole pumps are suitable for domestic, civil and industrial applications: for the supply and transport of water from wells, tanks and for irrigation.

Maximum content of solids, the same hardness and granulometry of silt: 50g/m³

Maximum temperature of the pumped liquid: 0÷35°C

Protection degree: IP68

Insulation class: F

Motor powers: up to 1,5kW single-phase and three-phase

Supply Voltage: 230V single-phase – 230/400V three-phase

Supply Voltage - Tolerance: ±10%

Maximum starts/hour: 40

Maximum immersion depth: 40m

Standard cable length: 10m

All pumps are tested

MADE IN ITALY certification

The hydraulic performance characteristics were measured with 400V powered motors, with cold water (15°C) and atmospheric pressure (1bar). They are guaranteed as conforming to standard UNI/ISO 9906 Grade 3B.

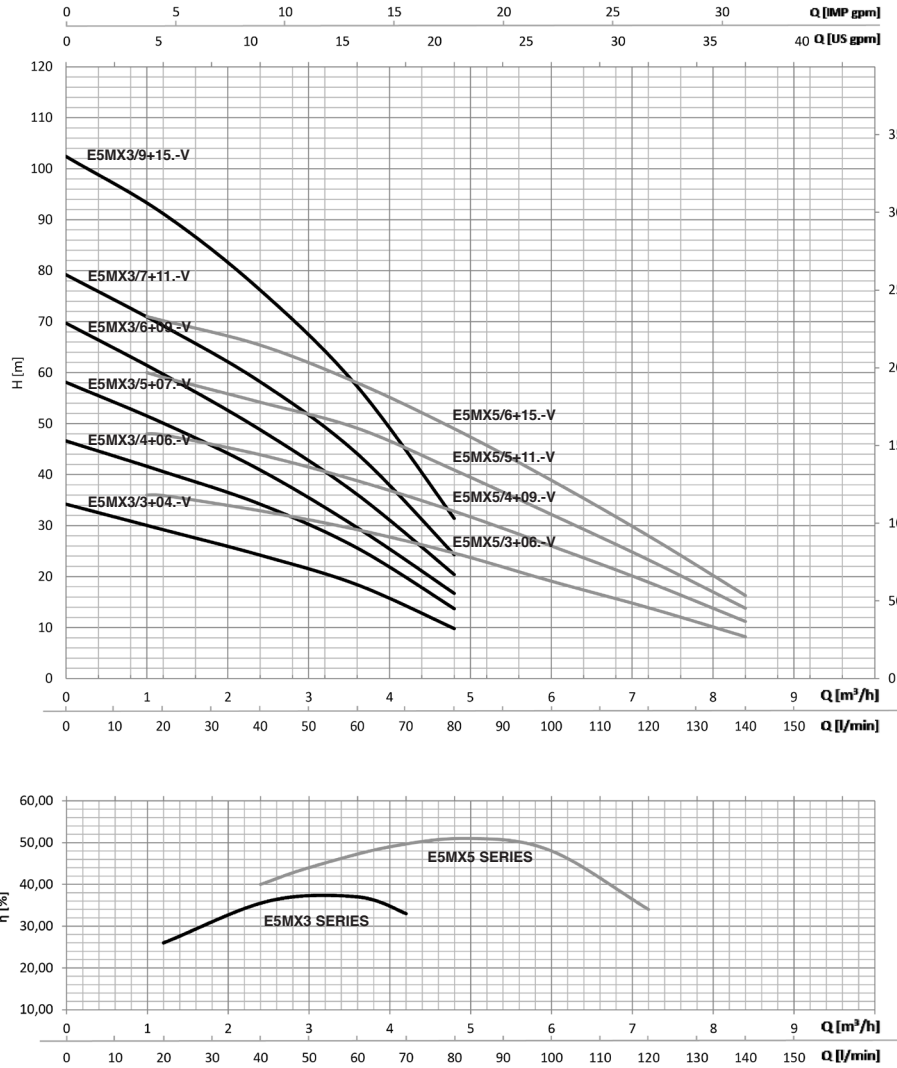
The catalogue data refer to liquids with a density of 1 kg/dm³ and a kinematic viscosity of not more than 1 mm²/s.

Tolerances on the operating data according to the International Standards IEC 34-1.

UPON REQUEST

- Floating switch with plug in connector
- Kit of conversion from automatic to manual version
- Cable length 20m

E5MX PERFORMANCE RANGE - 50Hz



OPERATING DATA - 50Hz

Type		P ₂		N. of Stage	Q (Flow rate)								
Single-phase 230 V	Three-phase 230/400 V	[Hp]	[kW]		[l/min]	0	20	40	60	80	100	120	140
					[m³/h]	0	1,2	2,4	3,6	4,8	6	7,2	8,4
H (Total Head) [m]													
E5MX3/3+04M.-V	E5MX3/3+04T.-V	0,6	0,45	3	34,2	29,2	24,2	18,4	9,8	-	-	-	
E5MX3/4+06M.-V	E5MX3/4+06T.-V	0,8	0,6	4	46,6	40,6	34,2	25,6	13,7	-	-	-	
E5MX3/5+07M.-V	E5MX3/5+07T.-V	1	0,75	5	58,1	50,1	40,9	29,6	16,7	-	-	-	
E5MX3/6+09M.-V	E5MX3/6+09T.-V	1,2	0,9	6	69,7	59,7	48,8	36,1	20,4	-	-	-	
E5MX3/7+11M.-V	E5MX3/7+11T.-V	1,5	1,1	7	79,2	69,2	58,2	44,1	24,3	-	-	-	
E5MX3/9+15M.-V	E5MX3/9+15T.-V	2	1,5	9	102,4	91,2	76,2	57,3	31,4	-	-	-	
E5MX5/3+06M.-V	E5MX5/3+06T.-V	0,8	0,6	3	37,2	35,9	32,9	29,2	24,6	19,1	13,9	8,2	
E5MX5/4+09M.-V	E5MX5/4+09T.-V	1,2	0,9	4	49,6	47,8	43,9	38,8	32,8	26,0	18,9	11,2	
E5MX5/5+11M.-V	E5MX5/5+11T.-V	1,5	1,1	5	61,5	59,1	54,2	49,1	40,9	32,2	23,3	13,8	
E5MX5/6+15M.-V	E5MX5/6+15T.-V	2	1,5	6	74,4	70,2	65,4	58,0	49,0	38,9	28,0	16,3	


ELECTRICAL DATA - 50Hz

Type	P ₁ [kW] (Max Absorbed Power)	I [A] (Max Absorbed Current)	Capacitor 450 V [μF]	Type	P ₁ [kW] (Max Absorbed Power)	I [A] (Max Absorbed Current)	
						230 V	400 V
Single-phase 230 V				Three-phase 230/400 V			
E5MX3/3+04M.-V	0,81	3,7	20	E5MX3/3+04T.-V	0,82	2,4	1,4
E5MX3/4+06M.-V	1	5,1	25	E5MX3/4+06T.-V	1,04	2,9	1,9
E5MX3/5+07M.-V	1,22	5,7	25	E5MX3/5+07T.-V	1,3	3,8	2,2
E5MX3/6+09M.-V	1,4	6,5	35	E5MX3/6+09T.-V	1,32	4,5	2,6
E5MX3/7+11M.-V	1,65	7,6	35	E5MX3/7+11T.-V	1,51	4,8	2,9
E5MX3/9+15M.-V	2,15	9,8	40	E5MX3/9+15T.-V	2,05	5,7	3,5
E5MX5/3+06M.-V	1,1	5,2	25	E5MX5/3+06T.-V	1,12	4	2,1
E5MX5/4+09M.-V	1,32	6,4	35	E5MX5/4+09T.-V	1,29	4,4	2,5
E5MX5/5+11M.-V	1,7	8	35	E5MX5/5+11T.-V	1,64	4,9	3
E5MX5/6+15M.-V	1,95	9,4	40	E5MX5/6+15T.-V	1,92	5,7	3,7

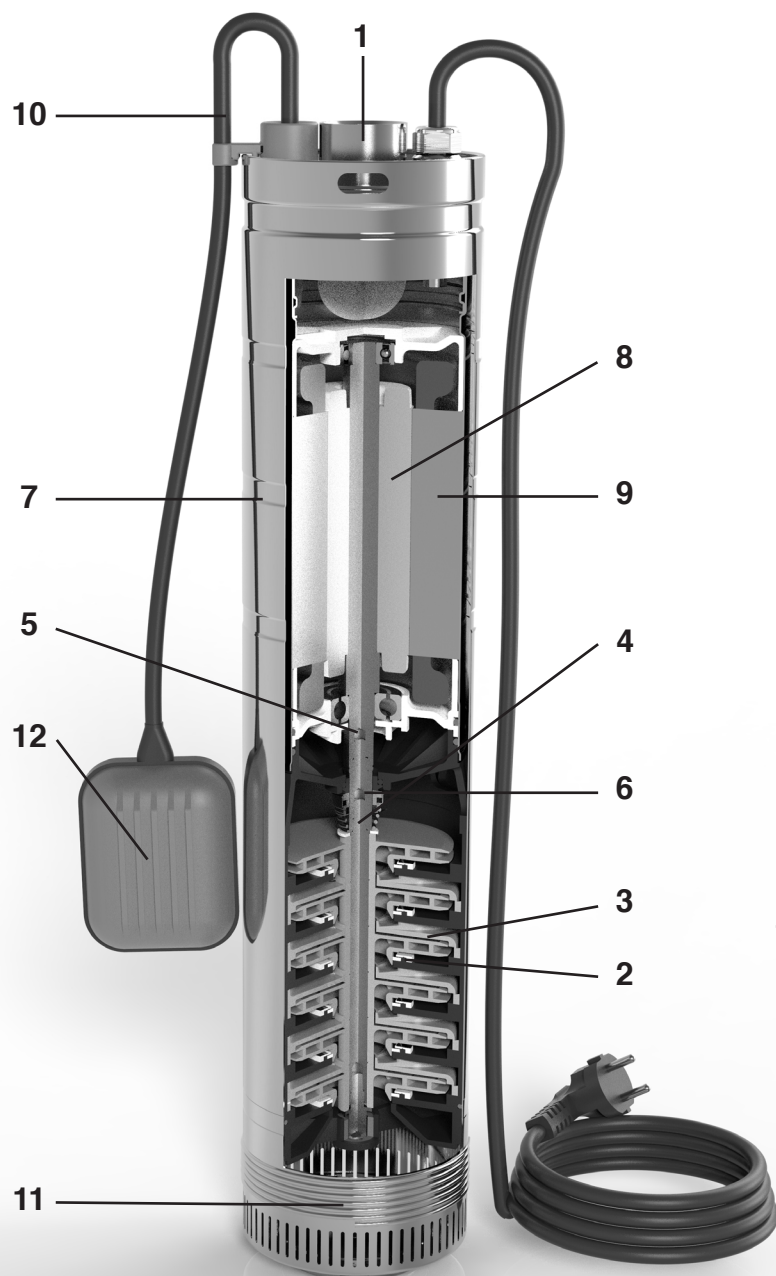
OVERALL DIMENSIONS AND WEIGHTS

50Hz Models		Dimension (*)		Cable Length [m]
Single-phase 230 V	Three-phase 230/400 V	Length [mm]	Weight [kg]	
E5MX3/3+04M.-V	E5MX3/3+04T.-V	439	14	10
E5MX3/4+06M.-V	E5MX3/4+06T.-V	495	15,5	
E5MX3/5+07M.-V	E5MX3/5+07T.-V	521	16,5	
E5MX3/6+09M.-V	E5MX3/6+09T.-V	590	19	
E5MX3/7+11M.-V	E5MX3/7+11T.-V	616	20	
E5MX3/9+15M.-V	E5MX3/9+15T.-V	698	23,5	
E5MX5/3+06M.-V	E5MX5/3+06T.-V	469	16	
E5MX5/4+09M.-V	E5MX5/4+09T.-V	515	17,5	
E5MX5/5+11M.-V	E5MX5/5+11T.-V	541	18,5	
E5MX5/6+15M.-V	E5MX5/6+15T.-V	620	20,5	

(*) Indicative measures and weights



SECTIONED E5MX



PUMP CONSTRUCTION AND MATERIALS

Pos.	Nomenclature	Material
1	Discharge outlet	Stainless steel
2	Impeller	Technopolymer
3	Diffuser	Technopolymer
4	Mechanical seal (Hydraulic side)	Rotating part: Graphite Fixed part: Silicon carbide
5	Mechanical seal (Motor side)	Rotating part: Graphite Fixed part: Alumina
6	Shaft	Motor zone: A105 Hydraulic zone: 304 SS
7	Shell	Stainless steel
8	Rotor	Magnetic Laminations
9	Stator	Magnetic Laminations
10	Cable	H07RN-F type
11	Filter	Stainless steel
12	Floating switch	-



The dimensions have an indicative value. Executive drawing will be supplied on request upon order.
CAPRARI S.p.A. reserves the right to make changes to improve its products at any time and without any notice.