



JUNG PUMPEN BAUFIX-200 UNDERFLOOR SUMP



- Pressure stabilizer sump
- Single- or duplex system
- Floor drain with odour trap
- Level-compensating frame
- Seal collar for attaching to the customer's thin-bed waterproofing system
- Use in groundwater areas possible
- Guide rail system GR 32 or GR 50 possible

APPLICATION

Baufix 200 is for bigger domestic wastewater volume and larger storage capacity. Without requiring a great deal of construction work, it disposes of domestic wastewater from laundries, storage or cellar areas.

Baufix 200 can be installed as a single as well as duplex system. The required components for the installation of the pump are part of the scope of supply. The duplex system provides bigger security in the disposal in wastewater. In normal operation the two pumps operate alternately or at the same time to cope with peak load.

If the system is to be operated as a single system, a pump with a built-in level control must be selected.

The pump to be placed can be selected according to the amount of wastewater. The dirty water to be transported and the pumping power required have to be taken into consideration in particular. In case of slightly dirty water, pumps U3K, U5K or U6K E+D can be used. If the admixtures are larger or the volume of wastewater is bigger, the use of a pump of the US series is recommendable. Pumps US 73+103 Ex are used in hazardous areas. In case of commercial applications, the resistance of the materials have to be tested in advance. Depending on the type of pump used, the Hebefix 200-32 with 1½" or the Hebefix 200-50 with 2" discharge branch has to be chosen.

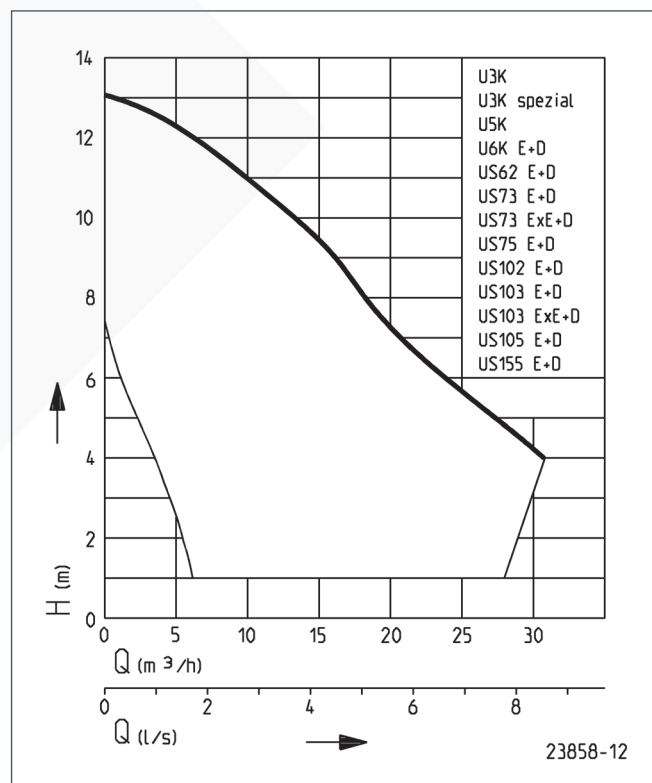
Without formwork, the pressure-resistant plastic PE sump is placed into the concrete bed and forms a collecting tank for underfloor pipework. The installation in areas with high ground water levels is possible under the use of the groundwater seal.

By subsequently adjusting the plastic cover frame, the sump cover can be adapted easily and variably to the floor and tile conditions.

The unit is in conformity with the specification of German / European standard DIN EN 12050.

We reserve the right to change specifications without notice. Pump performance is subject to ISO 9906 tolerances

PERFORMANCE



JUNG PUMPEN BAUFIX-200

UNDERFLOOR SUMP

SCOPE OF SUPPLY

Plastic sump to house a pump tested in keeping with German / European standard EN 12050 with shaped connecting piece, with level-compensating plastic cover frame with cover plate

and odour trap for floor drain, hose connection and pressure pipe with two swing-type check valves, plug for cable conduit, without pumps.

MECHANICAL DATA

Tank capacity	240 l
---------------	-------

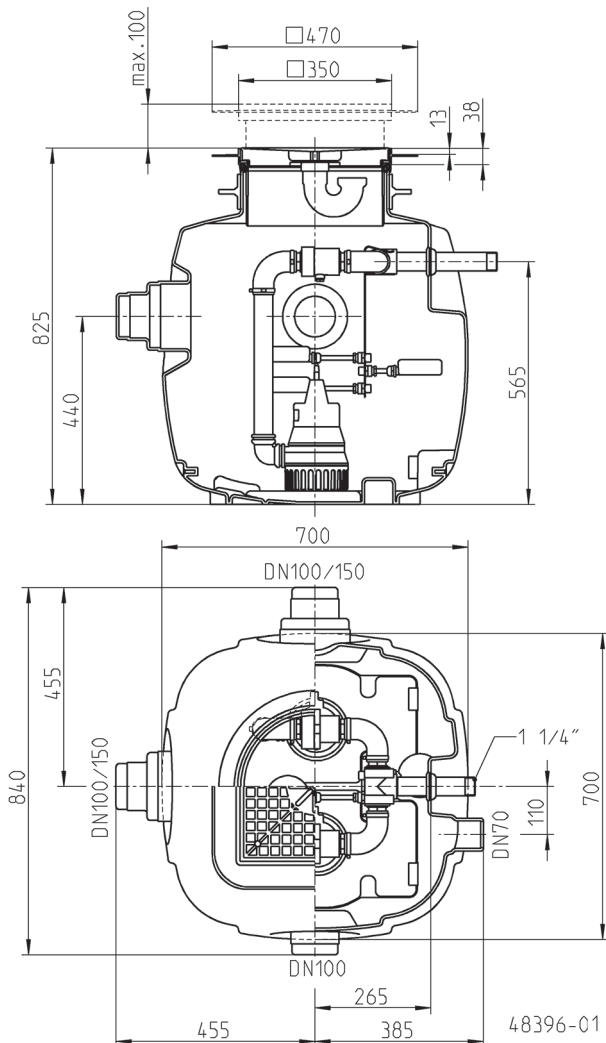
BAUFIX-200

Type	Art.-Nr.	Weight
Baufix 200-32	JP48186	30 kg
Baufix 200-50	JP48187	37 kg

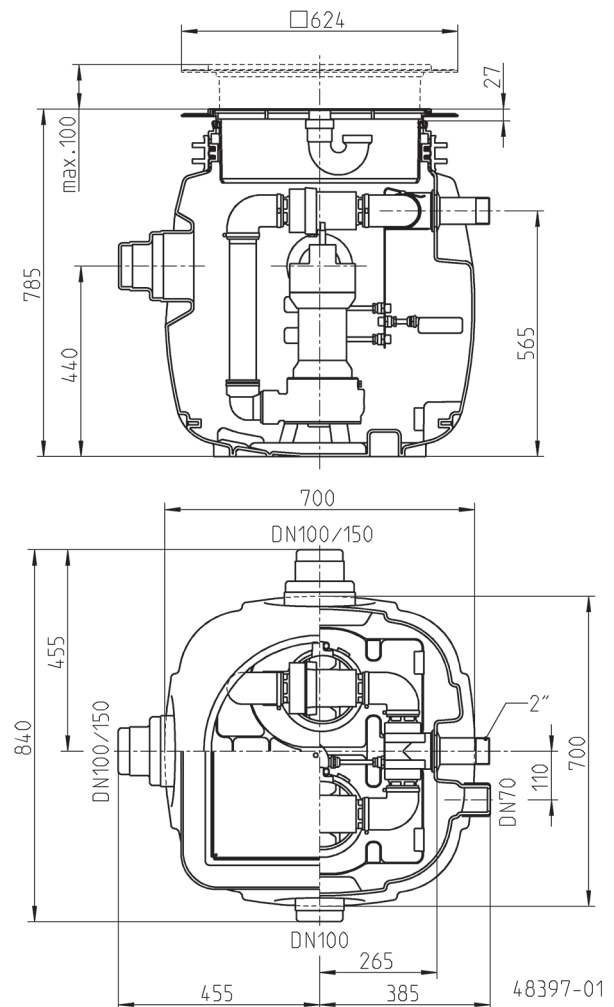
POSSIBLE PUMPS

Baufix 200-32		Baufix 200-50
U3K	US 73 E/D	US 75 E/D
U5K	US 102 E/D	US 105 E/D
U6K E/D	US 103 E/D	US 155 E/D
US 62 E/D	US 73 E/D Ex	
	US 103 E/D Ex	

Dimensions Baufix 200-32 (mm)



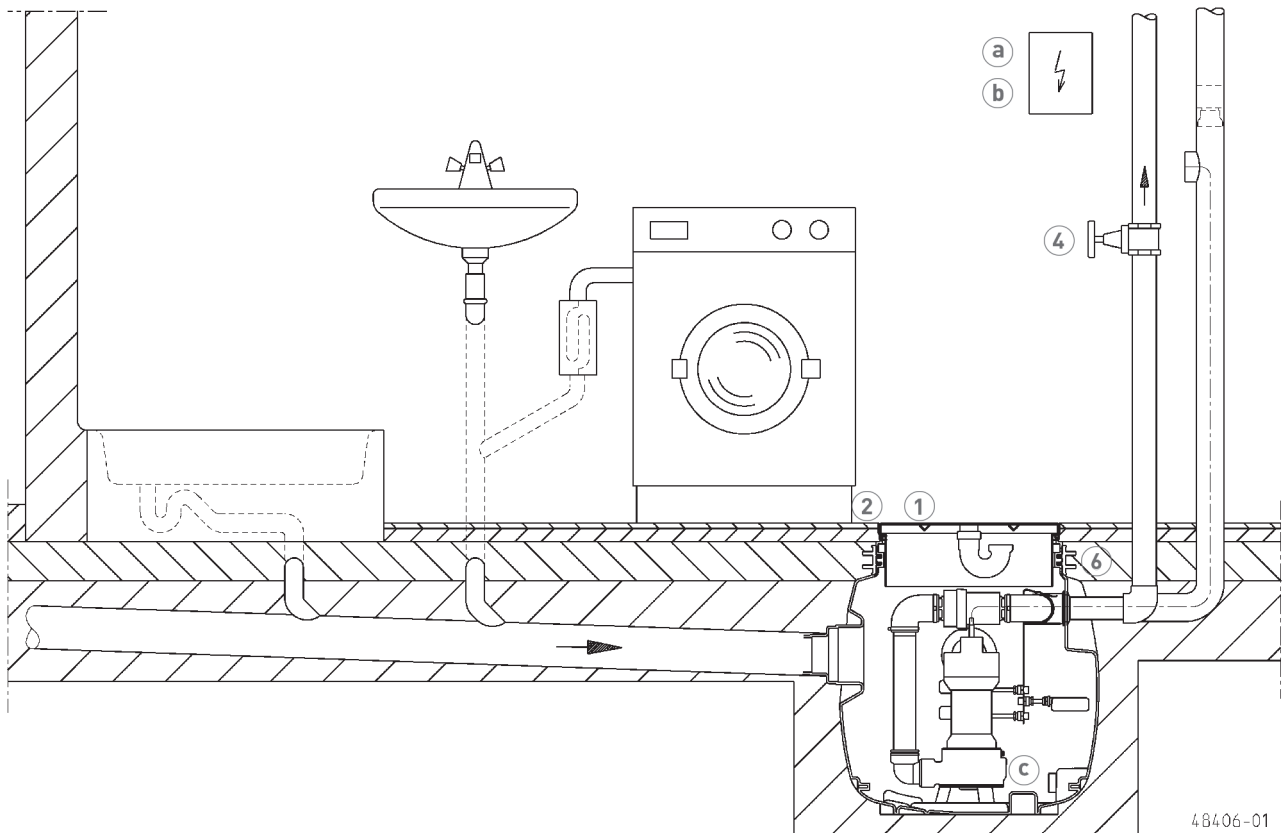
Dimensions Baufix 200-50 (mm)



JUNG PUMPEN BAUFIX-200







UNDERFLOOR SUMP

Mounting arrangement Baufix 200



48406-01

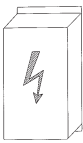
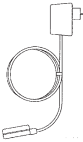

MECHANICAL ACCESSORIES

				Art.-Nr.
	① Cover plate	stainless steel, to be tiled with floor drain and odour trap		JP24024
	② Cover frame	stainless steel		JP28118
	③ Special ventilation	special filter with housing, not for hot water		JP27484
	④ Stop-valve	1¼" (DN 32), PN 16	110x60 (HxB)	JP44785
		1½" (DN 40), PN 16	125x60 (HxB)	JP44786
		2" (DN 50), PN 16	140x70 (HxB)	JP44787
	Ball valve	1¼", PVC, for aggressive media	105x155 (HxB)	JP46111
	⑤ Guide rail system	Guide rail system GR32 for Hebefix 200/Baufix 200 (U3/U5/U5)		JP48279
		Guide rail system GR50 for Hebefix 200/Baufix 200 (US75/US105/US155)		JP48280
	⑥ Ground water seal	groundwater seal for Ø500 für Baufix 200-50		JP48215
		groundwater seal Ø315 for Baufix 100 / Baufix 200-32		JP47216
	⑦ Sump extension	for Baufix 200-50		JP48282

JUNG PUMPEN BAUFIX-200

UNDERFLOOR SUMP

ELECTRICAL ACCESSORIES

		Art.-Nr.		
	a	Level control for single units		
		Control unit AD 4 ExW for US 73E EX	JP25901	
		Control unit AD 8 ExW for US 103E E	JP25902	
		Control unit AD 23 Ex for US 73D EX	JP09754	
		Control unit AD 25 Ex für US 103D EX	JP09683	
		Auxiliary switch unit ExH-A for explosion-proof pumps only	JP16720	
		Level control for duplex units		
		Control unit BD 00 E 230 V, for pumps U3-U6, US 62-105 and 08/2 ME	JP45735	
		Control unit BD 00 400 V, for Pumpen U6 and US 62-105	JP45993	
		Control unit BD 25 400 V, for pumps US 151-155	JP45737	
		Control unit BD 23 Ex for US 73 D, EX	JP09755	
		Control unit BD 25 Ex for US 103 D, EX	JP09681	
		Auxiliary switch unit ExH-B for explosion-proof pumps only	JP00295	
		Submersible switch pack B232 for Hebefix 200-32 / Baufix 200-32	JP48228	
		Submersible switch pack B250 for Hebefix 200-50 / Baufix 200-50	JP48229	
		Submersible switch pack BF232 for grease-containing wastewater	JP48298	
		Submersible switch pack BF250 for grease-containing wastewater	JP48299	
		Level control		
		Dry run protection	JP44603	
		Alarm unit		
	AG3 subm. ball contact switch, mains-dependent, potential-free contact, 3 m cable	JP44891		
	AG10 subm. ball contact switch, mains-dependent, potential-free contact, 9,5 m cable	JP44892		
	Alarm unit washing machine stop			
	AW3 subm. ball contact switch, mains-dependent, 3 m cable	JP44895		
	AWO for alarm forwarding in case of several washing machines	JP44899		
	b	Rechargeable battery	for mains-independent alarm	JP44850
		c	Seal leak detector	DKG
			DKG Ex for explosion-proof pumps	JP00249