

50Hz

Surround yourself with professionals

THE FLYGT 2600 SERIES FROM XYLEM

YOUR TASK. OUR FORCE.





APPLICATIONS

With more than 60 years' experience supplying dewatering pumps to some of the most demanding sites around the world, Xylem has designed the Flygt 2600 series to stand up to the toughest conditions.

Mining & Quarrying

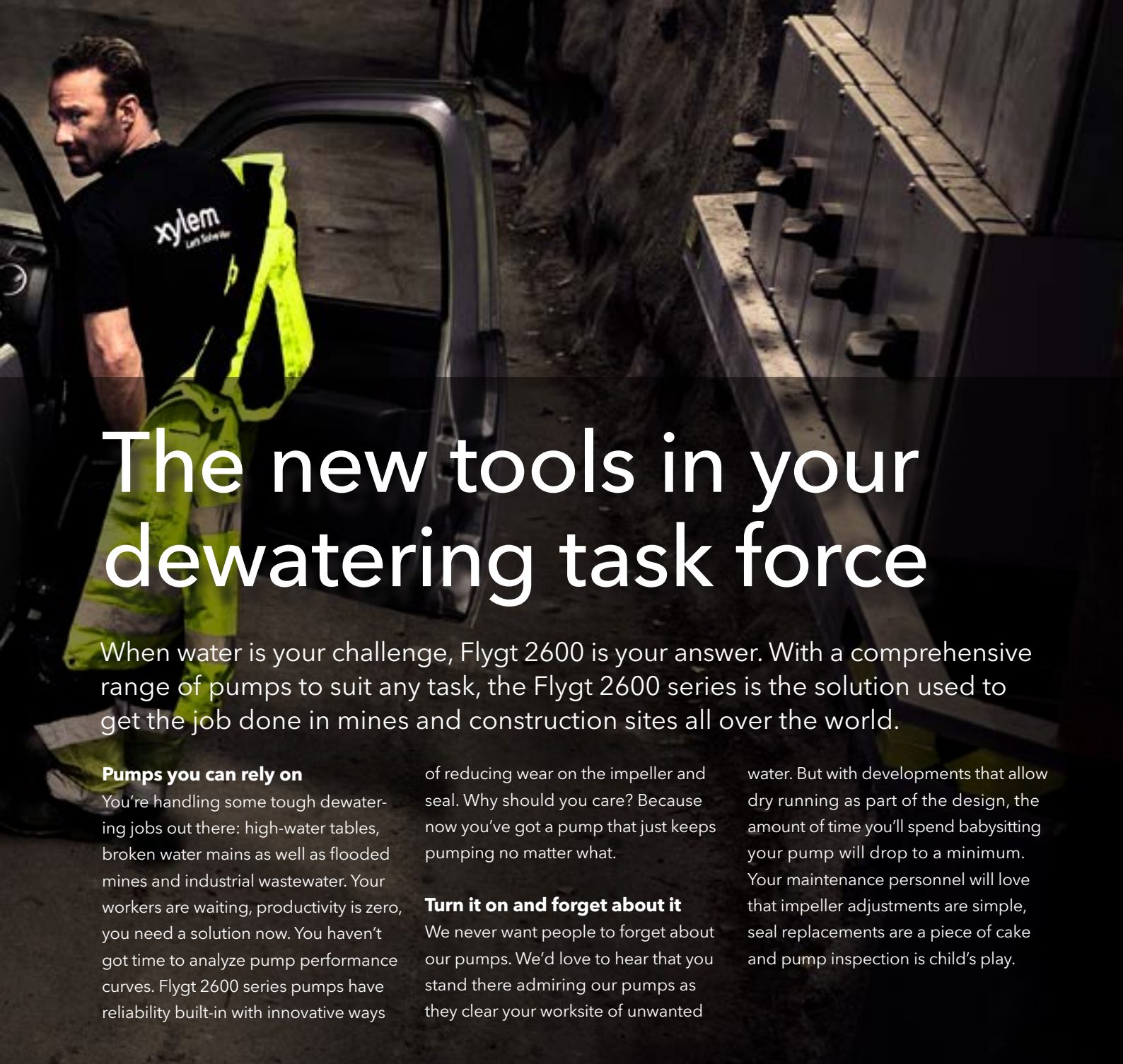


A reliable and robust dewatering system is critical on any mining site. Despite the difficult and demanding nature of these environments, the Flygt 2600 series easily handles any dewatering challenge in open-pit or underground mines and quarries.

Construction & Tunneling



The ideal choice for all construction site dewatering tasks, whether it is active or reactive dewatering of ground water. A portable slim-line design means these pumps can simply be moved to another part of the site once they have completed a task.



The new tools in your dewatering task force

When water is your challenge, Flygt 2600 is your answer. With a comprehensive range of pumps to suit any task, the Flygt 2600 series is the solution used to get the job done in mines and construction sites all over the world.

Pumps you can rely on

You're handling some tough dewatering jobs out there: high-water tables, broken water mains as well as flooded mines and industrial wastewater. Your workers are waiting, productivity is zero, you need a solution now. You haven't got time to analyze pump performance curves. Flygt 2600 series pumps have reliability built-in with innovative ways

of reducing wear on the impeller and seal. Why should you care? Because now you've got a pump that just keeps pumping no matter what.

Turn it on and forget about it

We never want people to forget about our pumps. We'd love to hear that you stand there admiring our pumps as they clear your worksite of unwanted

water. But with developments that allow dry running as part of the design, the amount of time you'll spend babysitting your pump will drop to a minimum. Your maintenance personnel will love that impeller adjustments are simple, seal replacements are a piece of cake and pump inspection is child's play.

Industrial



Flygt 2600 dewatering pumps have many uses, from fish farms to pulp and paper mills, power stations, shipyards as well as oil and gas facilities.

Municipal



Facilitates the removal of nuisance water in abrasive applications such as grit channels. The pumps are also used for general drainage in sewage works such as manholes and to pump any leakage in large dry wells.

XYLEM RENTAL

Sometimes renting is the best choice; especially for short-term projects. Xylem Rental gives you access to a broad range of well-maintained world-class products and expertise when you need it, wherever you are. With a service network spanning 150 countries, Xylem is there to help with the muscle, craft, flexibility and responsiveness to keep your business moving and your water pumping.

Spot the innovations

At first glance you might not see what's fantastic about the Flygt 2600 series. That's OK. Maybe you need to be as much into pumps as we are to see the innovation in the Flygt 2600's unique design. A design that we're proud to say brings a high level of reliability and robustness to the dewatering world.

Just let it run


You don't want to spend your time babysitting pumps. You just want to switch it on and let it pump. That's why the pump have dry running capabilities.

- A Air valve**
The cooler the motor, the better the performance. The air valve opens when the pump is running dry.
- B Class H motor**
Highly efficient to reduce generated heat.
- C Aluminum stator housing & generous oil volume**
Improves heat transfer from the motor.

Bring it on!

The innovative design of the Flygt 2600 protects the hydraulic and seal system like never before. The Flygt 2600 series has robustness built-in to keep your operations moving in even the harshest environments.

- D Dura-Spin™**
The unique closed impeller and the suction cover with Dura-Spin™ grooves work together sweeping abrasive particles away from the impeller neck.
- E Spin-Out™**
This patented design protects the outer seal and extends service life by expelling abrasive particles from the seal.
- F Hard-Iron™**
Specially designed Hard-Iron™ impeller (60 HRC) and suction cover reduces wear and increases uptime.
- G Open Impeller alternative**
The open impeller with its back-swept vanes effectively prevents string solids from obstructing the pump and increases uptime.



Dura-Spin™

With an open impeller, wear will increase the clearance between the impeller vanes and the suction cover, resulting in a loss of performance. With Dura-Spin, the unique closed impeller (1) and suction cover with grooves (2) work together sweeping abrasive particles away from the impeller neck. (3) This makes the hydraulics at least three times more wear resistant than pumps with open impellers. With the single impeller-adjustment screw you can easily restore pump performance.



Built for reliability

You need your pump to keep pumping, in all environments and in all situations. We know what you need and here are some features that experience tells us you're going to like.

- H Sealed off terminal board**
Protecting the pump from consequential damage.
- I Strainer bottom with shock absorbers**
Rubber shock absorbers provide impact protection. Strainer holes prevent obstruction due to large debris while the strainer bottom offers an easy-to-grip design with less risk of a drop.
- J Flygt SUBCAB®**
Superior mechanical strength for dependable long-term sealing in the cable entry.

Service with a smile

You want to spend as little time as possible servicing your pumps. Thanks to easy impeller adjustment and few parts, the Flygt 2600 series brings a high level of simplicity to service. Once you know one pump in the series you'll know them all.

- K Single impeller-adjustment screw**
Fast and easy impeller-adjustment restores clearances to near-original condition, thereby increasing pump performance.
- L Plug-in™ seal with aluminum housing**
The unique aluminum one-piece Plug-in™ seal provides a perfect fit and fast, simple replacement. It features Active Seal™ for zero leakage into the stator housing, and uses superior quality seal ring materials.
- M Inspection cover**
No need to loosen the top from the stator with fast access to the junction box.
- N External inspection and oil plugs**
Quick service check, less downtime, no unnecessary disassembly.



Air valve



External inspection



Spin-Out™



Aluminium Plug-In™ Seal



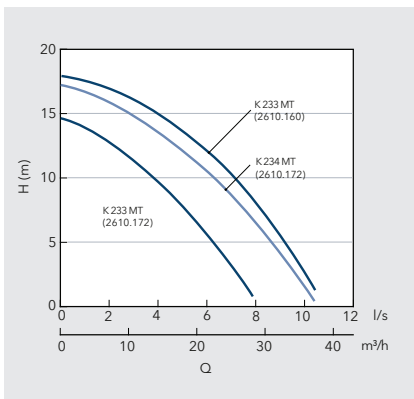
Single adjustment screw

A pump for every dewatering challenge

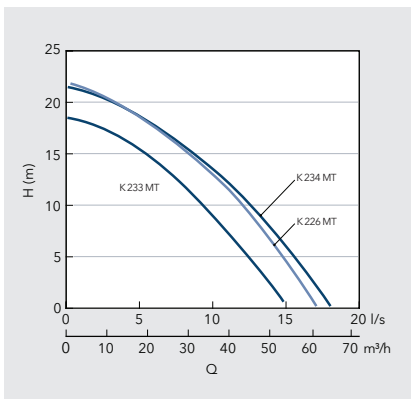
Flygt 2600 pumps cover medium, high, and super-high pressures to handle almost any application.



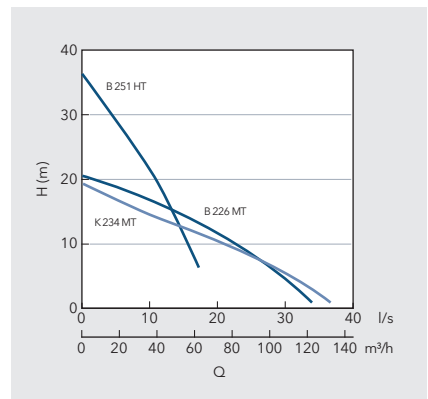
2610.160/172



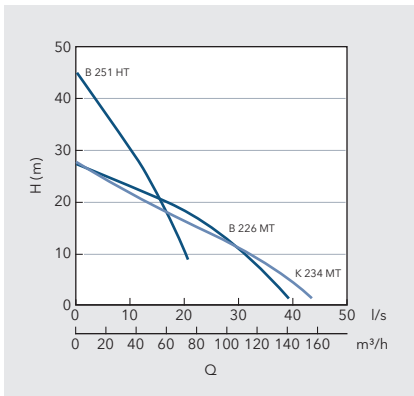
2620.172



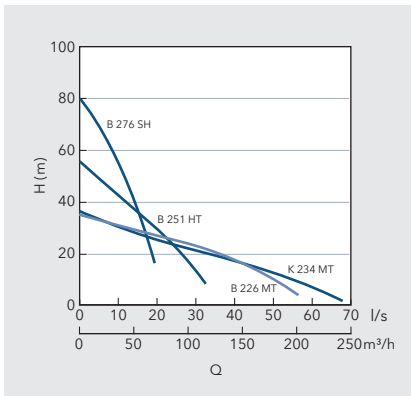
2630.181



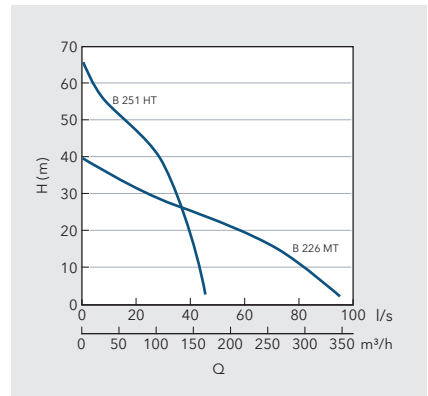
2640.181



2660.181



2670.181



SH=Super high head HT=High head MT=Medium head B=Wear resistant impeller K=Open impeller

Power ratings and sizes

Model	2610	2620	2630	2640	2660	2660 SH	2670
Rating (kW)	0,85-1,4	1,5-2,2	3,2-3,7	5,6	10	10	18
Rated current A at 230V* 1~	5,1-7,8	8,4	-	-	-	-	-
Rated current A at 230V* 3~	4,7	8,1	13	19	33	33	56
Rated current A at 400V* 3~	2,6	4,5	7	11	19	19	32
Rated current A at 500V* 3~	2,1	3,6	6	9	15	15	26
Max Weight (kg)	22,5/25	29/32	48	50	78	96	131
Max Height (mm)	571/601	623	725	725	803	890	955
Max Width (mm)	200	240	286	286	346	345	395
Discharge Ø in	2"	3"	3"/4"	3"/4"	4"/6"	3"	4"/6"
Strainer holes (mm)	7,5	9	10	10	10	10	12
Warm liquid, 70 °C	YES	YES	YES	YES	YES	YES	YES

* Approximate current. Additional voltage available on request.
 Find more information in the product data sheet.

Enhancing performance & versatility

Enhance the performance of Flygt 2600 pumps by selecting options and accessories specially designed to simplify pump installation and operation:

Flygt 2600 series	2610	2620	2630	2640	2660	2670
Closed impeller Dura spin™, Hard-Iron™		●	●	●	●	●
Open Impeller, Hard-Iron™	●	●	●	●	●	
Super high head version Dura spin™					●	
Nitrile rubber coated seal house cover	●	●	●	●	●	●
Nitrile rubber coated diffuser	●	●	●	●	●	●
Poly-life™, Polyurethane coated diffuser			○	○	○	○
Class H motors			●	●	●	●
Class F motors	●	●				
3-phase execution	●	●	●	●	●	●
1-phase execution	●	●				
Plug-in™ seal, SiC/SiC	●	●				
Plug-in™ seal, WCCR/WCCR Active-Seal™			●	●	●	●
Cooling jacket aluminium	●	●				
Cooling jacket Stainless steel			●	●	●	●
Lifting eyes integrated in handle	●	●				
Rubber suspension on strainer			●	●	●	●
SUBCAB® submersible cables	●	●	●	●	●	●
SUBCAB® screened submersible cables	○	○	○	○	○	○
Zink anode protection	○	○	○	○	○	○
Warm liquid version 70 degrees	○	○	○	○	○	○
Tandem connection	○	○	○	○	○	○
Level regulator in pump top	○	○				
Level regulator external	○	○	○	○	○	○
Low suction collar	○	○	○	○		
Softstarter					○	○
Starters manual/automatic	○	○	○	○	○	○
Flygt pump raft™	○	○	○	○	○	○
FPC 100™ pump control	○	○	○	○	○	○
PIM™ pump integrated memory	○	○	○	○	○	○

● = Standard ○ = Optional

Flygt Softstarter: The built in Flygt Softstarter is a reliable and cost-effective alternative to an external Y/D starter. The start current and the current peak are reduced and the mechanical stress on the pump will be less compared to a DOL start. In addition, the Softstarter has:

- Phase sequence guard that ensures correct rotation of the impeller.
- Detection of phase absence at start, which prevents single-phasing and resulting stator damage.

With no moving parts, the Flygt Softstarter is a robust solution that will protect the pump and lower your maintenance costs.



Your task. Our force.


Whatever the dewatering challenge we have the solution for you. Sludge, slurry, big pumps, small pumps, electrical or diesel driven, corrosive abrasive particles or high pH levels, we have the pump that matches your requirements with a reliability and performance second to none. From the legendary Flygt Bibo to the lightweight Ready, the sturdy Flygt 5000 to the independently-powered Godwin there is no other company that covers the full spectrum of dewatering needs like Xylem. We've got your back!

Xylem TotalCare

Xylem TotalCare is a comprehensive, integrated portfolio of services designed to ensure that your water and wastewater equipment keeps running at its best. Our team of knowledgeable and highly skilled technicians are experts in drainage and slurry applications. We take pride in our ability to help customers overcome challenges and optimize operations by providing the right solution every time.

Our service network spans 150 countries and chances are we have a workshop close to your operations that can support you with application engineering, maintenance, pump repair, spare parts, turnkey project management, and more. We look forward to hearing from you.

Find out more about TotalCare services at xylem.com/totalcare



About Xylem

Xylem (NYSE: XYL) is a leading global water technology provider, enabling customers to transport, treat, test and efficiently use water in public utility, residential and commercial building services, industrial and agricultural settings. The company does business in more than 150 countries through a number of market-leading product brands, and its people bring broad applications expertise with a strong focus on finding local solutions to the world's most challenging water and wastewater problems. Xylem is headquartered in White Plains, N.Y., with 2012 annual revenues of \$3.8 billion and 12,500 employees worldwide. In 2012, Xylem was named to the Dow Jones Sustainability World Index for advancing sustainable business practices and solutions worldwide.

The name Xylem is derived from classical Greek and is the tissue that transports water in plants, highlighting the engineering efficiency of our water-centric business by linking it with the best water transportation of all - that which occurs in nature. For more information, please visit us at www.xylem.com



Flygt is a brand of Xylem. For the latest version of this document and more information about Flygt products visit www.flygt.com

